



Fiscal Policy
Research Center

Transparency in Action: Monitoring Recovery Spending in Wartime Ukraine

Olha Volkhina (Presenting author)

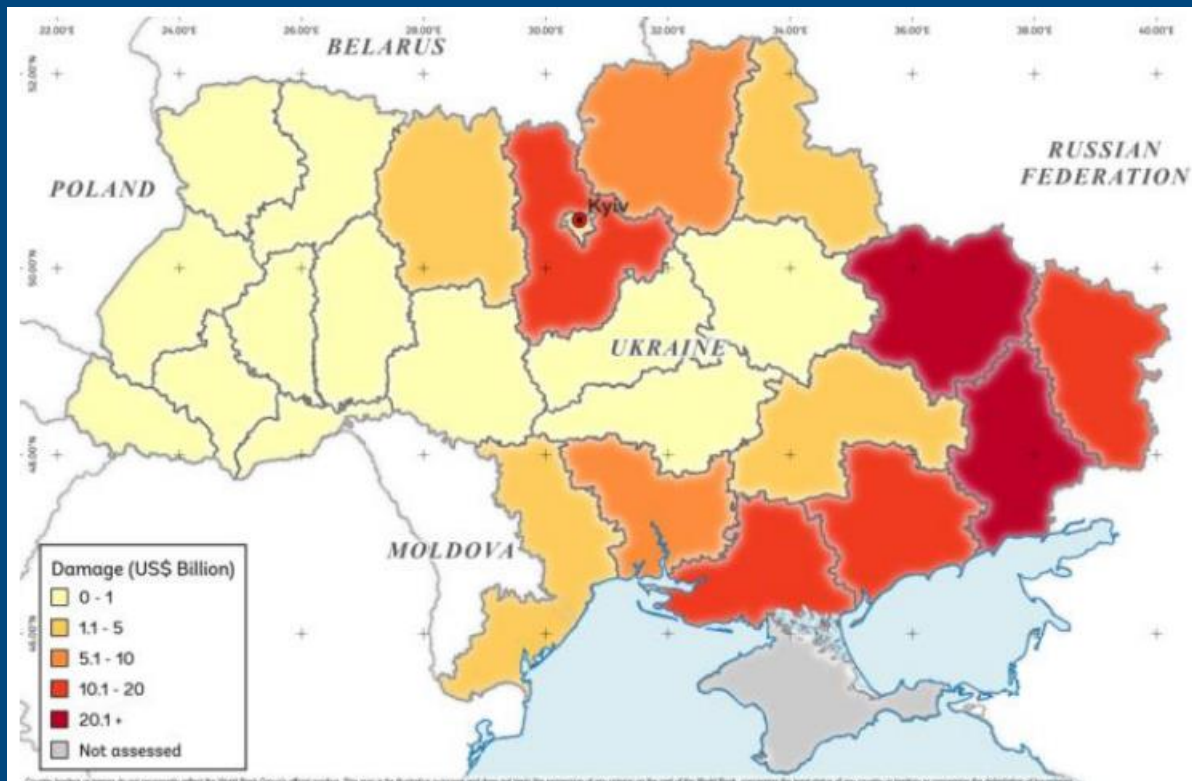
Viktor Maziarchuk

Yuliia Zvierievych

Oleksandra Konopatska

RECOVERY IN WARTIME:

An unprecedented challenge



Extent of damage by region as of December 31, 2024

RDNA4 assessment of damages:

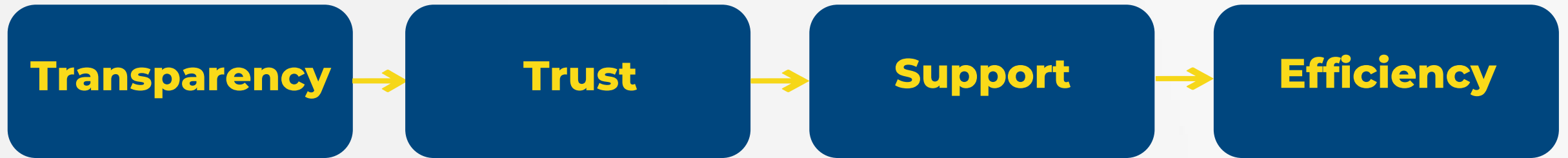
USD 524 billion

State budget of Ukraine (2024):

Defense: 2,996 billion UAH
(~USD 72 billion)

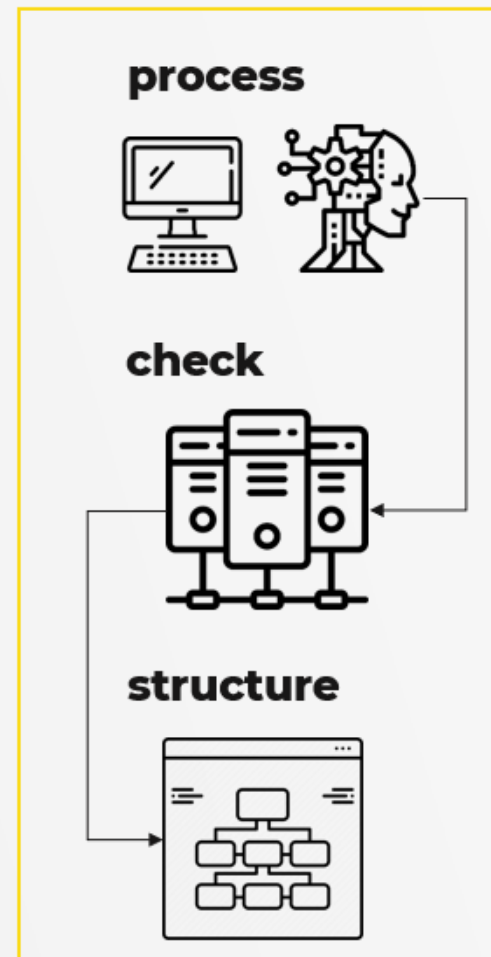
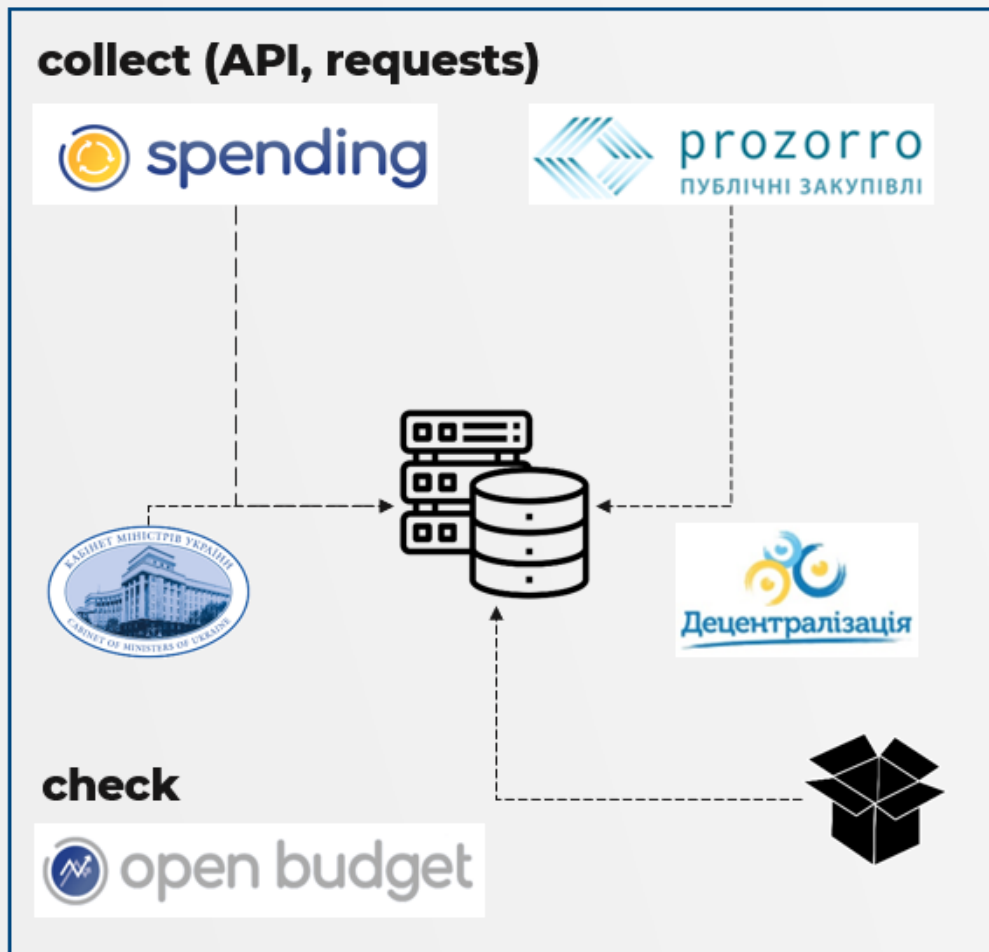
Recovery: 50 billion UAH
(~USD 1.2 billion)

WHY TRANSPARENCY MATTERS



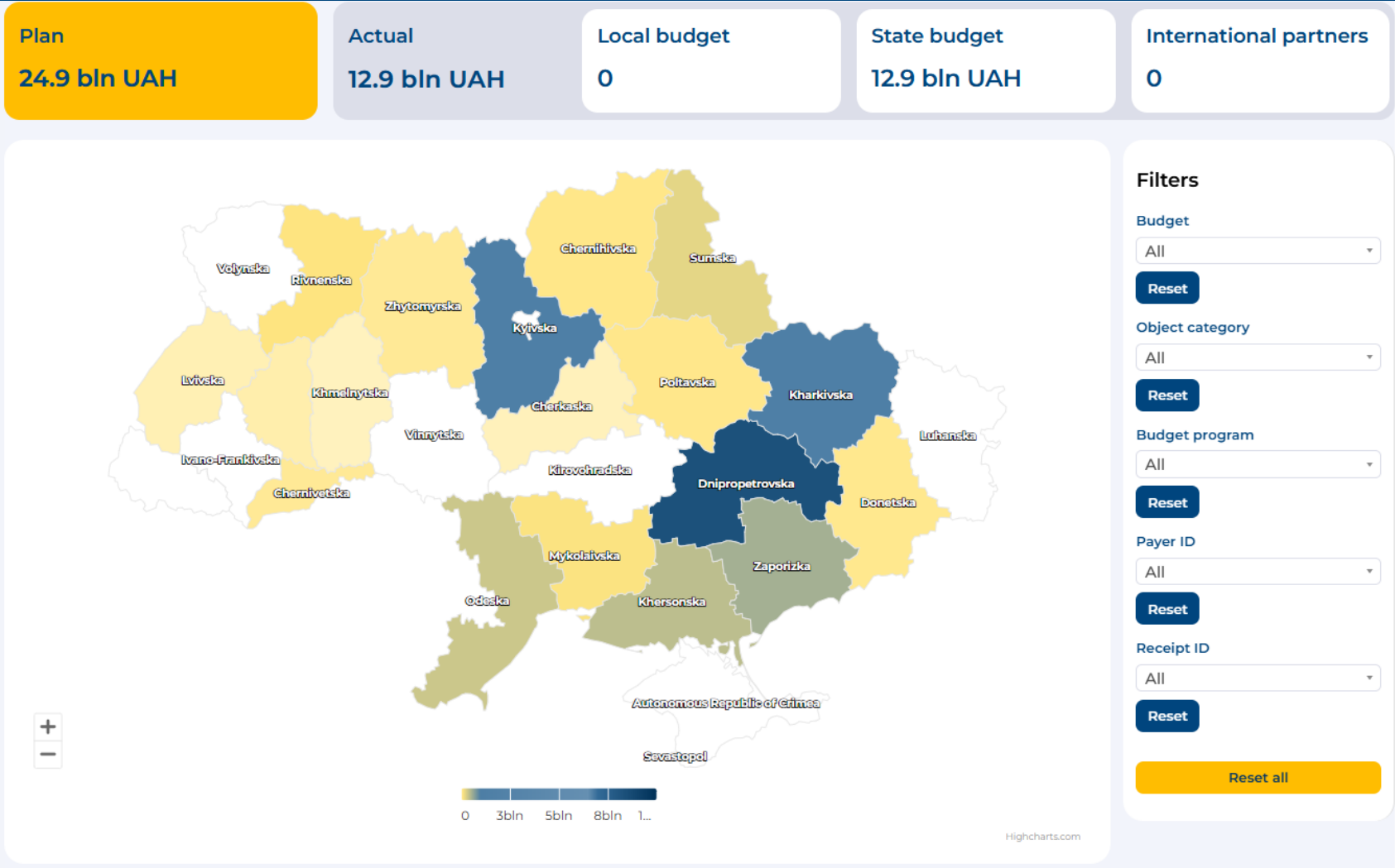
OUR MISSION:

From Data to Public Insight



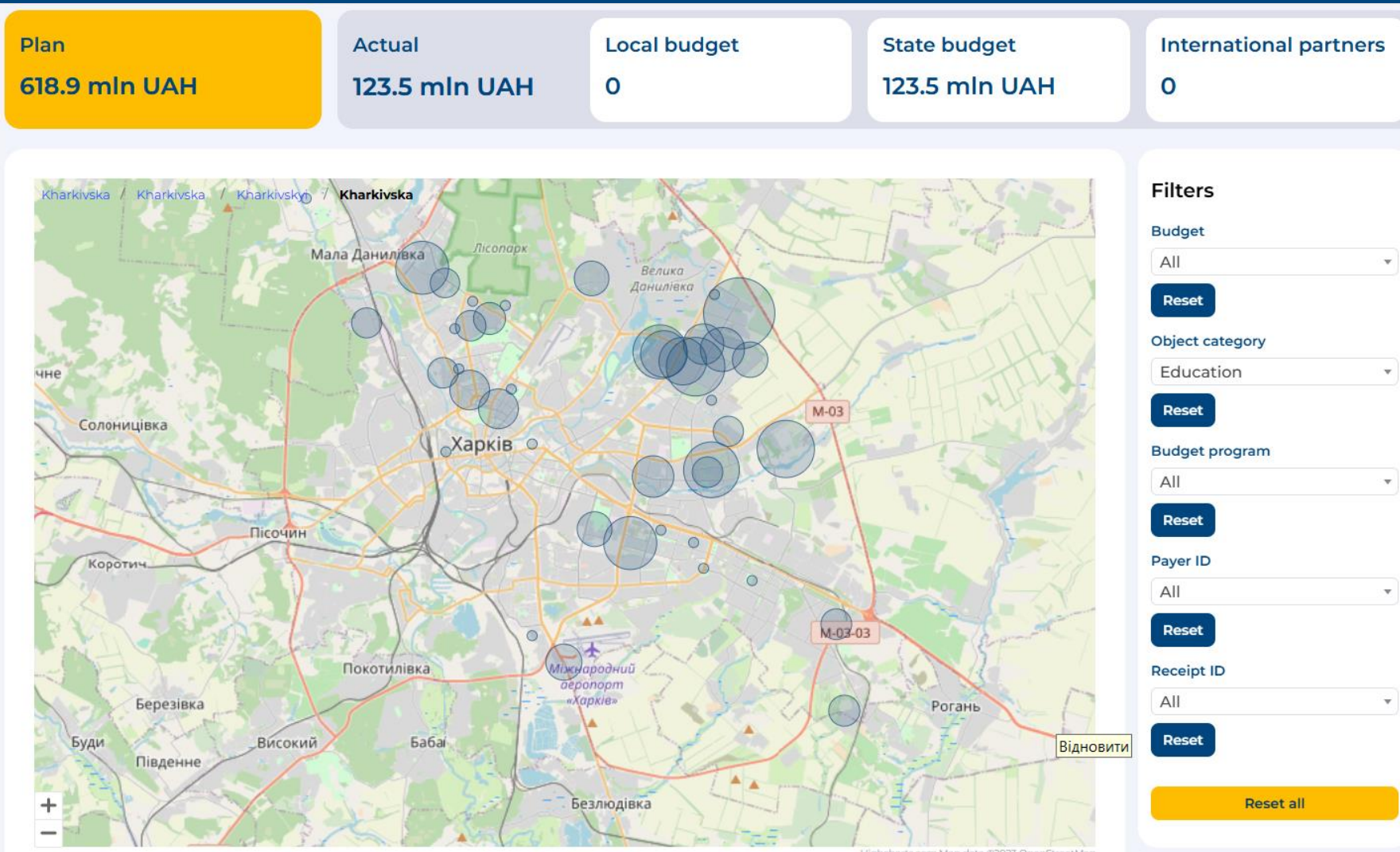
CASE 1

The Fund for Eliminating the Consequences of Armed Aggression



CASE 1

The Fund for Eliminating the Consequences of Armed Aggression



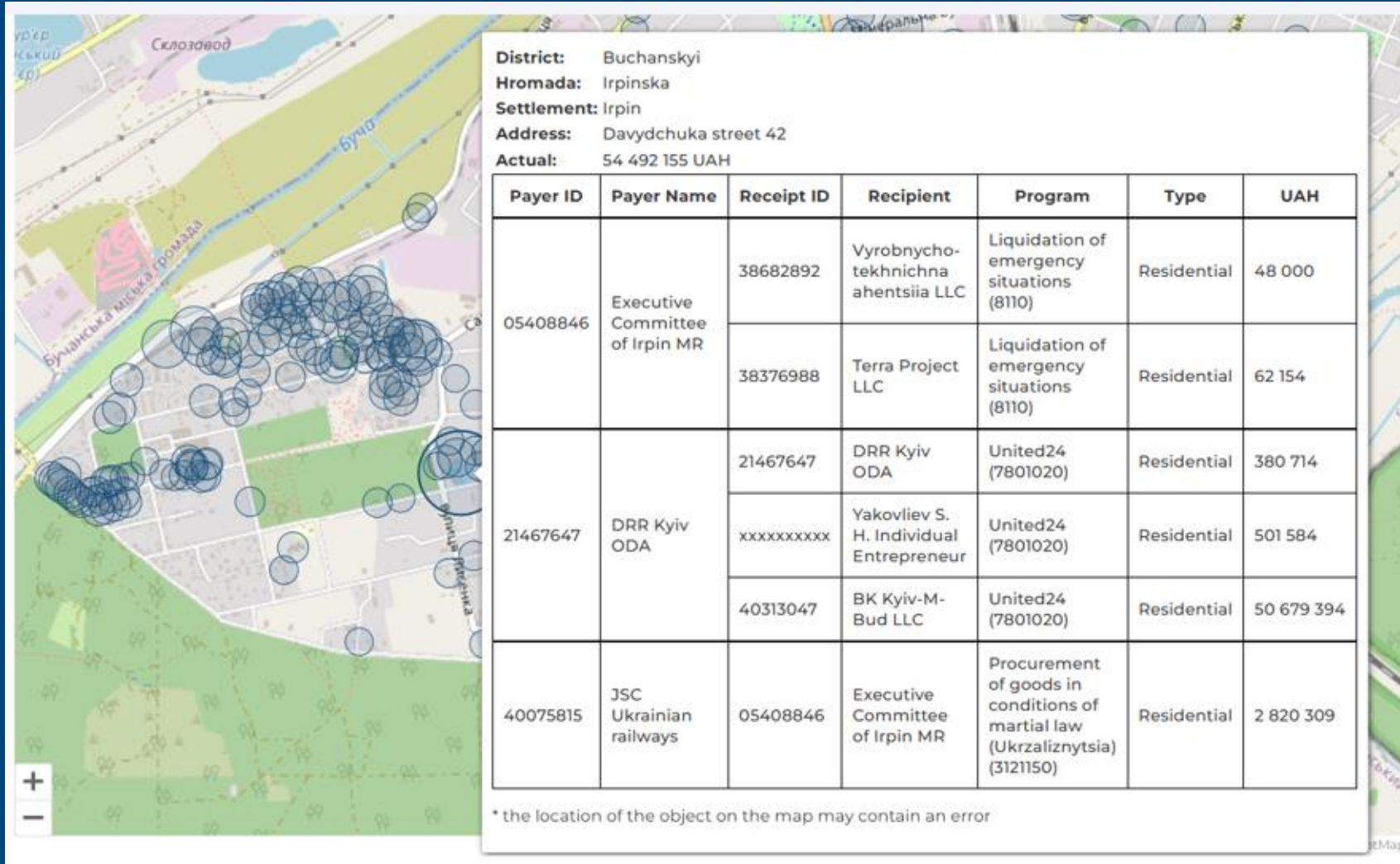
CASE 1

The Fund for Eliminating the Consequences of Armed Aggression

Address	Type	Plan	UAH	%
Alchevskykh, 55	Education	6 763 260	0	0.0%
Aloshyna, 9	Education	5 836 770	0	0.0%
Amosova, 24	Education	6 795 650	888 084	13.1%
Amosova, 24a	Education	16 452 830	9 980 637	60.7%
Akhsarova, 18a	Education	6 670 000	708 154	10.6%
Akhsarova, 3a	Education	14 330 470	8 482 267	59.2%
Balakirieva, 16a	Education	2 547 390	0	0.0%
Barabashova, 38b	Education	16 820 120	9 012 880	53.6%
Blahovishchenska, 36	Education	2 499 710	0	0.0%
Buchmy, 34h	Education	7 443 210	4 542 806	61.0%
Valentynivska, 13d	Education	36 079 950	5 557 988	15.4%
Gaharina, 207	Education	7 086 140	2 053 040	29.0%
Haribaldi, 9a	Education	7 863 680	0	0.0%
Hvardiitsiv-Shyronintsiv, 61	Education	18 284 170	11 604 912	63.5%
Hvardiitsiv-Shyronintsiv, 75a	Education	13 486 730	3 324 854	24.7%
Hryshchenka, 5	Education	19 139 660	10 887 725	56.9%

CASE 2

Kyiv Region Recovery



CASE 2

Kyiv Region Recovery



Irpin
42 Davydchuka St

CASE 3

Monitoring International Aid

State budget financing (general fund) in 2024



Ministry of
Finance
of Ukraine



As of December 31, 2024

External funding received in 2022-2024

EU	44,789
USA	31,240
IMF	12,445
Japan	8,526
Canada	5,406
The World Bank	5,287
United Kingdom	3,034
Germany	1,690
EIB	720
Norway	517
France	437
Italy	330
Netherlands	318
Spain	104
South Korea	100
Denmark	51
Sweden	49
Finland	36
Switzerland	30
Lithuania	22
Ireland	21
Latvia	16
CEB	11
Austria	10
Belgium	8
Iceland	2
Albania	1
Estonia	0.1

\$115,229 mln

WHAT OPEN DATA ENABLES



Citizens



NGOs



Donors



Government

CHANGING GOVERNANCE CULTURE

Closed Model

- ❑ Decisions made behind closed doors
- Fragmented, unstructured data
- 🔒 Oversight limited to government bodies
- ? Limited accountability
- 📉 Reactive management
- 💬 Lack of dialogue



Transparent System

- ❑ Decisions based on open, accessible data
- 📊 Verified, integrated, and publicly available data
- ❑ ❑ ❑ Monitoring with participation from citizens and NGOs
- ✓ Transparent and accountable public governance
- ❑ ❑ Real-time, data-informed decision-making
- 🔄 Collaborative governance built on trust

FACING WAR, BUILDING TRUST

- ✔ Transparency builds trust
- ✔ Verified data empowers decision-making
- ✔ Open tools democratize oversight



THANK YOU / Q&A

Visit our website to learn more:

